

**DAY PUBLIC SCHOOL SARABHA  
NAGAR EXTENTION  
PAKHOWAL ROAD, LUDHIANA**

**CBSE Affiliated**

**SUMMER HOLIDAYS'  
HOMEWORK  
SESSION-2017-18**

**CLASS -I**



Dear Parents

The most awaited vacations of the year are around the corner. It is a wonderful time to relax, enjoy ice-creams and spend quality time with our families. At the same time, it is a time to revise the work done in the previous months. Here are some suggestions to make the vacation a memorable one.

- Play with them, tell them stories and talk to them about their problems, aspirations etc.
- Tell them anecdotes and share your experiences about summer vacations when you were in school and give them a glimpse into your childhood.
- Help them set and achieve goals for self-improvement and motivate them by your own active participation (for example managing anger, meditating for calmness, cycling and yoga for fitness)
- Encourage them to read, dance, paint and sing. Motivate them to pursue a hobby.
- The homework assignments and activities are designed to help the students explore their own creativity as they attempt each of the fun-filled subject enrichment activities. Help them to create something truly magical in the process.
- Focus and develop an effective diet routine for your child and always remind him/her to stay hydrated by drinking a lot of water and fluids.
- Talk to your child about the bigger purpose of their life and life skills. Cultivate positive perspective towards life.

I hope that these suggestions would help to cement the bond between you and the children as well as help us to work as partners in shaping an extraordinary future for our kids.

Warm wishes,  
Dr. Mrs. Satwant Kaur Bhullar  
**Principal**

### **GENERAL INSTRUCTIONS**

1. Holidays work must be done in a very neat and presentable manner.
2. The child will be assessed on the basis of handwriting, presentation, neatness, completion all the given questions and indexing of the work.
3. Questions must be done in the given sequence.
4. Notebooks, Scrap files, drawing files should be covered properly.
5. Avoid cutting & over writing.
6. Mention date and day before starting day's work.
7. Assignments attempted by parents will not be evaluated.

### **SCHEDULE OF SUBMISSION OF HOMEWORK IS AS FOLLOWS**

- English, Maths & Art – 15 July 2017
- Hindi, E.V.S – 17 July 2017
- Late submission shall not be accepted.
- Creative work must be done beautifully.

Dear Students

June is upon us again and for our little scholars like you, it means a time to recharge their batteries while eating ice-creams and mangoes to beat the heat. Here are some more suggestions that we feel will make your vacation more enjoyable:

1. Try to take up a summer activity like swimming, dancing etc. Spend some time doing yoga, exercise, meditation etc. for mental health and physical fitness.
2. Read comics like Amar Chitra Katha, Diamond Comics etc. to come to know more about Indian mythological and historical tales. Read the newspaper daily.
3. Help your parents in the kitchen and make some special healthy summer treats like mango panna, lemonade etc.
5. Under **Parental supervision**, students can make use of apps like Word Search, 4 Pics One Word, Word Cookies, IEO etc. to enhance their vocabulary instead of wasting their time on social networking sites or playing computer games.
6. Try to converse in English with your parents, siblings, friends and relatives, as it will improve your proficiency in this international language.
7. Plant a sapling and watch it grow.
8. Watch animated English classics like Up, Frozen, The Beauty and the Beast etc. and English news.
9. Improve your handwriting by practicing daily.
10. Ensure a time limit (maximum 1.5 hours) for watching TV or playing computer games.
11. Do not waste your precious time in surfing internet and visiting social networking sites like facebook, Twitter etc.
12. Revise all the previous work done in class for your upcoming **half-yearly tests**.
13. **The E-Magazine is an excellent platform to showcase students' original compositions and artistic creations. The students may send self composed poems, stories, facts, crosswords on the following email id for Class I. davsarabha12@gmail.com**

I hope these suggestions will help our students to spend their vacation in an interesting manner. May you be in the best of health spirits when you come back in July.

Warm wishes

Dr. Mrs. Satwant Kaur Bhullar

**Principal**

# ENGLISH

## Odd One Out Quiz

Please circle (or underline) the word you think is different.

For example:

- |      |        |         |               |          |
|------|--------|---------|---------------|----------|
| e.g. | Mother | Brother | <u>Friend</u> | Daughter |
| 1.   | Boy    | Female  | Woman         | Girl     |
| 2.   | Shoe   | Sandal  | Glove         | Boot     |
| 3.   | Lake   | Forest  | Sea           | River    |
| 4.   | Chair  | Seat    | Table         | Sofa     |
| 5.   | Happy  | Sad     | Joy           | Excited  |

## B. MY BEAUTIFUL FAMILY.

A family is the first school of a child. A family supports an individual through thick and thin. Children imbibe the core values of love, sharing, caring, respect, patience, cooperation etc. from their family. Take out time to paste your family picture and write five sentences about it.

C. Complete grammar book page no. 85-88.

D. Complete Practice book page no. 35, 52-56.

E. Read Lesson no. 6 and 7 with sound words.

F. Do Cursive handwriting page no. : 6-10

G. Take out printouts for worksheets and get it done .

**F. LET'S HUNT NOUNS WITH COLOURS. Search the following nouns from the following crossword and colour the hunt:**

BUN	BALL	BOOK
BOY	CAR	CHAIR
CAN	CITY	DOOR
GIRL	MEN	RAY

I I J C V L N A M O W L O D C T  
E O E H F O Y H E F L A L D H K  
B P Y I E O F T C A F R Z B A O  
Z J E L K H P D B Y O S Q B I L  
X I M D O C X I O W P E P F R K  
O F C T O S W G M O N A Z C E Q  
Y T I C B L Z F S V R A R M A Z  
U X A K L L D A C J A D A A W I  
F T I M E N F J W H N E D D C K  
R A Y H B C F T Q E Q L U N X X  
G N M O F A S E I J L P L A T B  
T I H I B N C R T C V O T M F R  
V M R G L B F R G C E E O D D A  
B U N L E Y H O U S E P C D R K

**G. A Visit to Old MACDONALD's Farm.**

**Let's learn about farm animals (Cow, Pig, Duck, Lamb and Chicken) and their sounds with the following poem:**

Old MACDONALD had a farm

E-IE-I-O

And on his farm he had a **cow**

E-I-E-I-O

With a **moo moo** here

And a moo moo there

Here a moo, there a moo

Everywhere a moo moo

Old MacDonald had a farm

E-I-E-I-O

Old MACDONALD had a farm

E-I-E-I-O

And on his farm he had a **pig**

E-I-E-I-O

With a **oink oink** here

And a oink oink there

Here a oink, there a oink

Everywhere a oink oink

Old MacDonald had a farm

E-I-E-I-O

Old MACDONALD had a farm

E-I-E-I-O

And on his farm he had a **duck**

E-I-E-I-O

With a **quack quack** here

And a quack quack there

Here a quack, there a quack

Everywhere a quack quack

Old MacDonald had a farm

E-I-E-I-O

Old MACDONALD had a farm

E-I-E-I-O

And on his farm he had a **lamb**

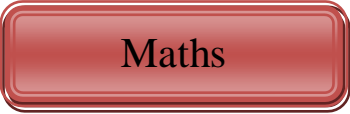
E-I-E-I-O

With a **baa baa** here

And a baa baa there

Here a baa, there a baa

Everywhere a baa baa  
Old MacDonald had a farm  
E-I-E-I-O  
Old MACDONALD had a farm  
E-I-E-I-O  
And on his farm he had some **chickens**  
E-I-E-I-O  
With a **cluck cluck** here  
And a cluck cluck there  
Here a cluck, there a cluck  
Everywhere a cluck cluck  
Old MacDonald had a farm  
E-I-E-I-OOOOOOOO.....  
Prepare a chart Roll No. 1 to 4 **OO** Sound words  
Roll No. 5 to 8 **Sh** sound words  
Roll No 9 to 12 **Ch** sound words



**NOTE :**

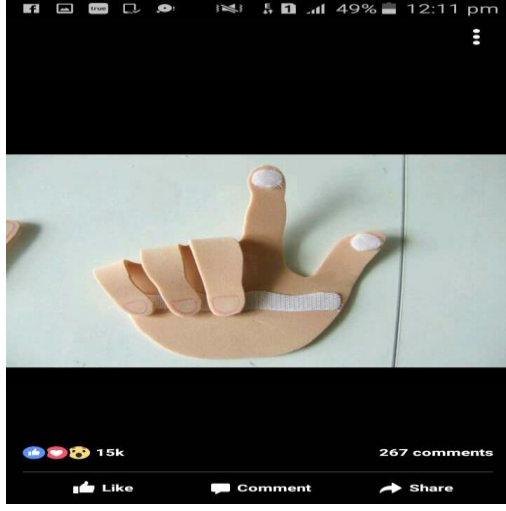
- Do homework in loose sheets.
- Formation of digits and handwriting should be neat and clean.
- Draw lines after each question using ruler.
- Do numbering of pages, write your bio-data on the front page.

**ACTIVITIES:**

- Write in words (51-99)
- Write in numerals (51-99)
- Spell it out (activity sheet no.1)
- 10 Addition sums and activity sheet no.2
- 10 Subtraction sums and activity sheet no.3
- Be the judge of add or subtract (activity sheet no.4)
- Primary maths pages-44,45,48,50,91,92.

## PROJECTS :

- Prepare cut out of big hand using foam sheet (roll no. 25-28)

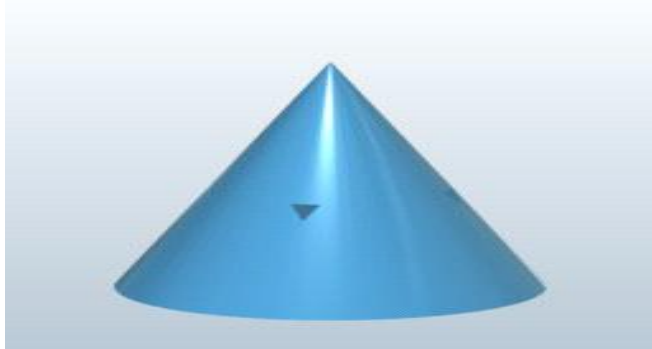


2. Prepare a model of sphere using two big baskets (roll no. 29-32)



Join the two baskets to form a sphere.

3. Prepare a model of cone using two three big crush chart sheets (roll no. 33-36)





Name..... Section..... Date.....

# ACTIVITY SHEET NO.1 FOR CLASS I

Name \_\_\_\_\_



Adding to 10

## Spell It Out

Add. Complete the puzzle using number words.

Cartoon numbers 1 through 10 are arranged around the crossword puzzle grid. Each number has a face and its name written on it. The crossword puzzle grid is a 7x7 grid with the following numbers in the starting squares:

- 1. (1,1)
- 2. (2,1)
- 3. (3,1)
- 4. (4,1)
- 5. (5,1)
- 6. (6,1)
- 7. (7,1)

### Across

1.  $5 + 5 = \underline{\quad}$
2.  $3 + \underline{\quad} = 7$
3.  $2 + \underline{\quad} = 9$
6.  $6 + 2 = \underline{\quad}$
7.  $\underline{\quad} + 0 = 1$

### Down

1.  $4 + \underline{\quad} = 6$
2.  $2 + \underline{\quad} = 7$
3.  $\underline{\quad} + 4 = 10$
4.  $4 + 5 = \underline{\quad}$
5.  $5 + \underline{\quad} = 8$



Finish each number sentence with a number word.

five + two = \_\_\_\_\_      three + six = \_\_\_\_\_

Name..... Section..... Date.....

## ACTIVITY SHEET NO.-2

Write the sum for each problem. Then color according to the key at the bottom.

8+1=

1+9=

2+8=

7-7=

2+7=

4+1=

2+5=

3+8=

4+4=

1+6=

6+8=

2+3=

9+2=

9+2=

6+4=

3+6=

4+3=

9+4=

3+7=

5+4=

3+7=

7+4=

2+1=

2+6=

8+5=

5+5=

9+8=

6+6=

9+9=

1+1=

6+5=

6+7=

1+7=

3+9=

7+5=

3+3=

4+2=

9+5=

4+8=

5+1=

Brown 12, 15

Green 6

Yellow 7, 8, 11

Blue 9, 10

Red 5, 14

Purple 13, 18

Pink 2, 3, 17

Name..... Section.....Date.....

## ACTIVITY SHEET NO.3 FOR CLASS I

**MATH BLASTER** 1st Grade Worksheets

---


### Set it Right

How many more do you need?

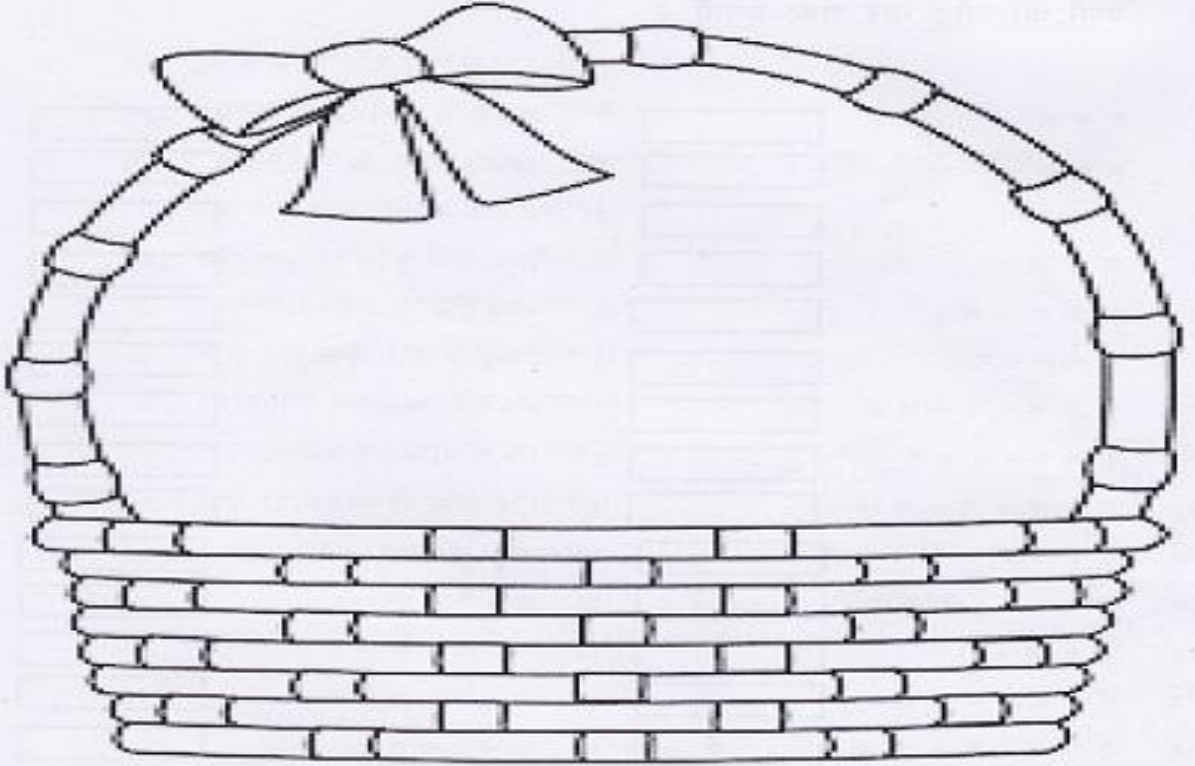
<b>You have</b>	<b>You want</b>	<b>How many more do you need?</b>
	10 pencils	_____ pencils
	7 stars	_____ stars
	6 candies	_____ candies
	15 ducks	_____ ducks
	9 shirts	_____ shirts
	10 books	_____ books
	16 blocks	_____ blocks

© 2007-2014 JumpStart, Inc. All Rights Reserved.

कक्षा - पहली



1 कोई 10 फलों के चित्र टोकरी में लगाएँ और उनके नाम लिखें ।




## 2 वर्णों को जोड़ कर शब्द बनाएँ ।

1 न + ल =

1 त + ल + ल + ल =

2 ब + स =

2 क + ल + म =

3 ज + ग =

3 ब + ल + ज + ल =

4 फ + ल =

4 छ + ल + त + ल =

5 क + ल + म =

5 ग + ल + न + ल =

6 म + ट + र =

6 लि + ह + र + न =

7 क + स + र + त =

7 लि + ग + न =

8 श + र + ब + त =

8 लि + च + लि + ड + य + ल =

9 श + ल + ग + म =

9 लि + म + ल + ल =

10 अ + च + क + न =

10 म + छ + ल + ल =

11 थ + र + म + स =

11 झ + ल + ल =

12 अ + ज + ग + र =

12 न + ल + ल + ल =

13 प + न + घ + ट =

13 स + ल + ल + ल =

14 ह + ल + च + ल =

14 ख + ल + र =

15 ब + र + ग + द =

15 प + ल + ल + ल =

- 3 पाठ्यक्रम से बाहर कोई कविता याद करें ।
- 4 सुलेख रचना में सुलेख 1 से 5 पृष्ठ लिखें ।
- 5 नीचे दी गई मात्राओं के शब्दों के चार्ट निम्नलिखित रोल नं. द्वारा बनाए जाएँगे ।

'उ' मात्रा वाले शब्द (13 और 14 रोल नं.)

'ऊ' मात्रा वाले शब्द (15 और 16 रोल नं.)

'ए' मात्रा वाले शब्द (17 और 18 रोल नं.)

'ऐ' मात्रा वाले शब्द (19 और 20 रोल नं.)

'ओ' मात्रा वाले शब्द (21 और 22 रोल नं.)

'औ' मात्रा वाले शब्द (23 और 24 रोल नं.)

- 6 नीचे दिए गए link से movie देखें ।

<https://youtu.be/YRBSUv7tsY0>

# Art

## CLASS-I

Students will make **Puppets** with the help of coloured papers & Ice -cream sticks.



## E.Studies

**Note :- Respected parents please help your ward while doing activity no. 1 and 6**

1. Cut and paste different type of dresses ( like shorts, frock,skirt) in **scrap book**.
2. Watch the video of different type of houses and draw any one.

(<https://you.be/-casfzsV8p4>)

3.Read lesson no.7 and 8 do activities mentioned on page no. 38,40 and 43,44.

**(Prefer to paste family photo in scrap book)**

4.Write the rhyming words of the following words in **scrap book**. ( Two each)

E.g ( **Born :- torn , corn**).**Rain , Warm , Tent , Kind , Must , Oil , Cook , Like**

5.Complete the following word game in **scrap book**.( Two Each)eg( **Book - kite , egg**)

**Roof , Straw , Know , Daily , Blouse , Frock , Dust , Each**

**Activity :-** Take grains and water in small bowls for birds and keep it on terrace on your home daily. Enjoy while doing this activity by clicking your photograph and paste that photo in scrap book.

**Note:-** Roll no. 36 to 40 :- Prepare chart on clothing by drawing or cutting and pasting.

**Roll no.** 40 onwards :- Prepare chart on different types of houses using craft material.